



| 2012 | | | | | | | | | | | | | | | | | | | |
|----------------|-------------|-------------|---------------|--------------|-------------|-------------|-------------|-------------|-------------|-------------|-------------|-------------|-------------|-------------|-------------|------------------|-------------------|---------------|--------------|
| Month | PBBC | OCC | BCL | OMF | BBB | FBB | CGAMP | Skids | Haz Mats | Misc | | | | | | Recovered - 2012 | Landfilled - 2012 | Total | Diversion |
| Jan-12 | 3.35 | | 150.39 | | | | 0.24 | 0.48 | | | | | | | | 154.46 | 5.49 | 159.95 | 96.6% |
| Feb-12 | 1.98 | 0.11 | 131.77 | | | | 0.25 | 0.09 | | | | | | | | 134.20 | | 134.20 | 100.0% |
| Mar-12 | 4.41 | | 146.00 | 10.10 | | | 0.27 | 0.57 | | | | | | | | 161.35 | 5.39 | 166.74 | 96.8% |
| Apr-12 | | | | | | | | | | | | | | | | | | | |
| May-12 | | | | | | | | | | | | | | | | | | | |
| Jun-12 | | | | | | | | | | | | | | | | | | | |
| Jul-12 | | | | | | | | | | | | | | | | | | | |
| Aug-12 | | | | | | | | | | | | | | | | | | | |
| Sep-12 | | | | | | | | | | | | | | | | | | | |
| Oct-12 | | | | | | | | | | | | | | | | | | | |
| Nov-12 | | | | | | | | | | | | | | | | | | | |
| Dec-12 | | | | | | | | | | | | | | | | | | | |
| Total | 9.74 | 0.11 | 428.16 | 10.10 | 0.00 | 0.00 | 0.76 | 1.14 | 0.00 | 0.00 | 0.00 | 0.00 | 0.00 | 0.00 | 0.00 | 450.01 | 10.88 | 460.89 | |
| Average | 3.25 | 0.11 | 142.72 | 10.10 | 0.00 | 0.00 | 0.25 | 0.38 | 0.00 | 0.00 | 0.00 | 0.00 | 0.00 | 0.00 | 0.00 | 150.00 | 5.44 | 153.63 | 97.6% |

Notes:

| 2011 | | | | | | | | | | | | | | | | | | | |
|----------------|--------------|-------------|----------------|--------------|-------------|-------------|-------------|-------------|-------------|-------------|-------------|-------------|-------------|-------------|-------------|------------------|-------------------|----------------|--------------|
| Month | PBBC | OCC | BCL | OMF | BBB | FBB | CGAMP | Skids | Haz Mats | Misc | | | | | | Recovered - 2011 | Landfilled - 2011 | Total | Diversion |
| Jan-11 | | | 147.33 | 1.10 | | | | | | | | | | | | 148.43 | 7.37 | 155.80 | 95.3% |
| Feb-11 | | 0.20 | 157.92 | | | | 0.21 | | | | | | | | | 158.33 | | 158.33 | 100.0% |
| Mar-11 | | | 181.56 | 13.53 | | | 0.11 | | | | | | | | | 195.20 | 6.35 | 201.55 | 96.8% |
| Apr-11 | 1.65 | | 138.01 | | | | | | | | | | | | | 139.66 | 4.55 | 144.21 | 96.8% |
| May-11 | 2.75 | 3.63 | 140.08 | 5.73 | | | | 0.16 | | | | | | | | 152.35 | | 152.35 | 100.0% |
| Jun-11 | 4.67 | | 153.45 | 0.25 | | | 0.15 | 0.56 | | | | | | | | 159.08 | | 159.08 | 100.0% |
| Jul-11 | 1.90 | | 124.85 | | | | | | | | | | | | | 126.75 | | 126.75 | 100.0% |
| Aug-11 | 3.51 | | 136.20 | 0.56 | | | 0.38 | | | | | | | | | 140.65 | 5.60 | 146.25 | 96.2% |
| Sep-11 | 3.91 | | 172.54 | | | 0.47 | | 0.39 | | | | | | | | 177.31 | 5.40 | 182.71 | 97.0% |
| Oct-11 | 1.56 | | 173.11 | 2.96 | | | 0.19 | 0.40 | | | | | | | | 178.22 | | 178.22 | 100.0% |
| Nov-11 | 2.59 | 0.42 | 142.22 | | | | | | | | | | | | | 145.23 | 6.31 | 151.54 | 95.8% |
| Dec-11 | 3.44 | 0.00 | 124.74 | | | | | | | | | | | | | 128.84 | 5.69 | 134.53 | 95.8% |
| Total | 25.98 | 4.25 | 1792.01 | 24.13 | 0.00 | 0.47 | 1.04 | 1.51 | 0.00 | 0.00 | 0.00 | 0.00 | 0.00 | 0.00 | 0.00 | 1850.05 | 41.27 | 1891.32 | |
| Average | 2.89 | 1.06 | 149.33 | 4.02 | 0.00 | 0.47 | 0.21 | 0.38 | 0.00 | 0.00 | 0.00 | 0.00 | 0.00 | 0.00 | 0.00 | 154.17 | 5.90 | 157.61 | 97.8% |

Legend

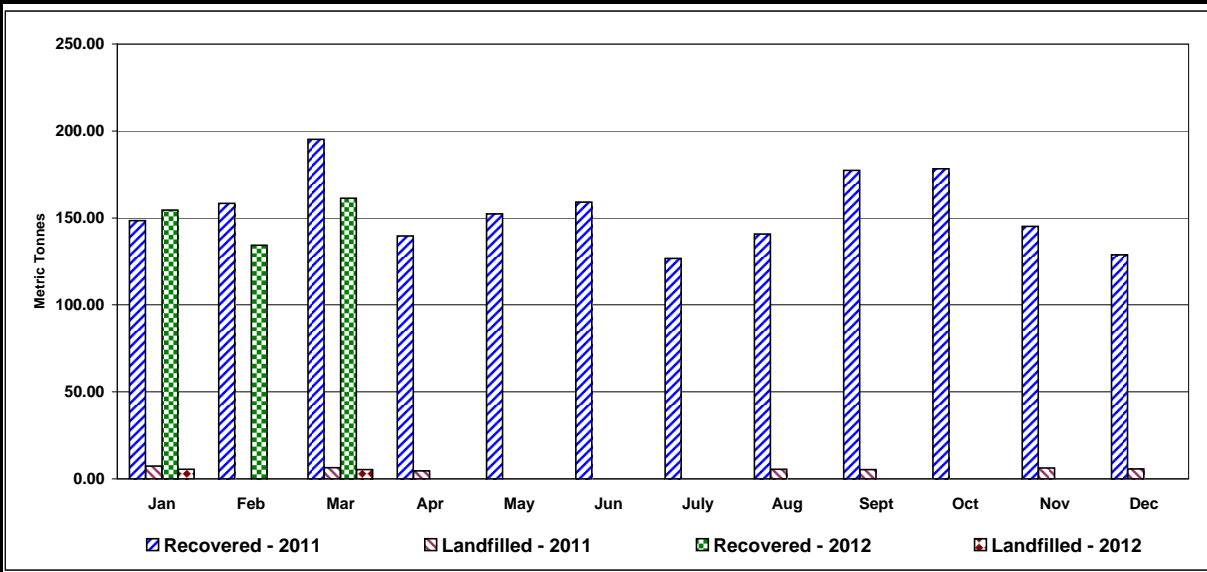
All weights provided in Metric Tonnes

| | | | |
|---|--|-------------------------------------|--|
| PBBC Printed Bleached Board Cuttings | CGAMP Cans, Glass, Mixed Plastics, Al | | |
| OCC Old Corrugated Containers | Skids Skids/Pallets | Recovered - 2011 Recovered | |
| BCL Boxboard Cuttings Loose | Haz Mats Hazardous Materials | Landfilled - 2011 Landfilled | |
| OMF Other Mixed Fibre | Misc Miscellaneous Materials | Total Total | |
| BBB Boxboard Baled | | Diversion Diversion | |
| FBB Foil Bleachboard | | | |

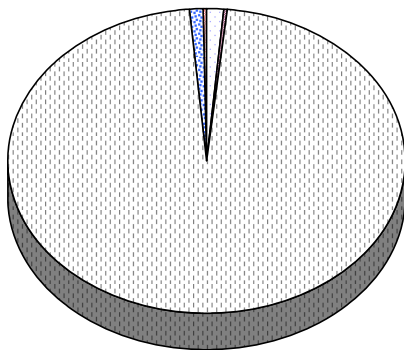


Ellis Packaging Ltd., 1830 Sandstone Manor, Pickering, ON
 March 2012 Waste Diversion Report

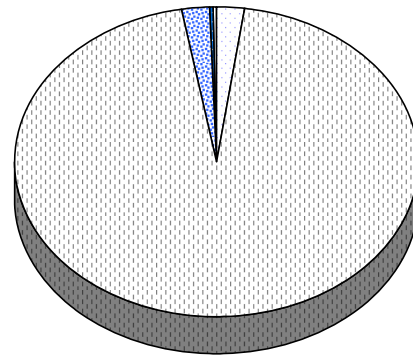
You have saved 7618 trees in total in 2012



Material Contribution to Diversion 2011



Material Contribution to Diversion 2012



- PBBC
- OCC
- ▨ BCL
- ▤ OMF
- ▥ BBB
- ▧ FBB
- CGAMP
- ▩ Skids
- Haz Mats
- Misc
-
-
-
-
-
-

Comments

Notes:

Did you know... Cascades Recovery Inc. offers unique services by providing a comprehensive approach that manages the diversion of discarded materials. We assist our customers in achieving their sustainability goals while delivering cost effective recovery methods. Unlike waste companies whose primary business is "waste to landfill" – our business is to "divert material from landfill" and find ways to use the discarded materials over and over again, working towards zero waste.

For further information regarding your Waste Diversion Report or information on additional material recovery services, please contact: **Daniel Pecarski**
 National Director Printer Accounts
 (416) 232-8802

Cascades Recovery Inc.

The Recovery ...PLUS™ Department of Cascades Recovery Inc. hereby certifies that

Ellis Packaging Ltd., 1830 Sandstone Manor, Pickering, ON

through their participation in the Recovery ...PLUS™ Program
attained the following achievements in

March 2012

Total Material Recovered: 161.4 Metric Tonnes

Landfilled Reduction: 630.2 Cubic Yards

Energy Saved: 1184970 kWh

Carbon Dioxide Emission Reduction: 702.3 Te CO₂e

Water Saved: 4682790 Litres

Oil (Petroleum) Saved: 697 Barrels

Trees Saved: 2729 Mature Trees

Diversion Rate of 97%



Daniel Pecarski

National Director Printer Accounts